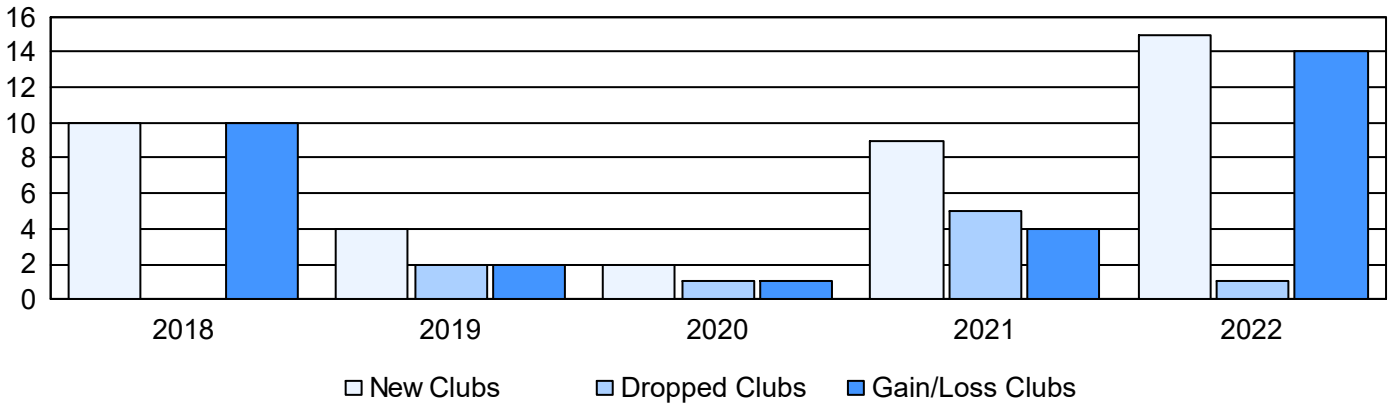
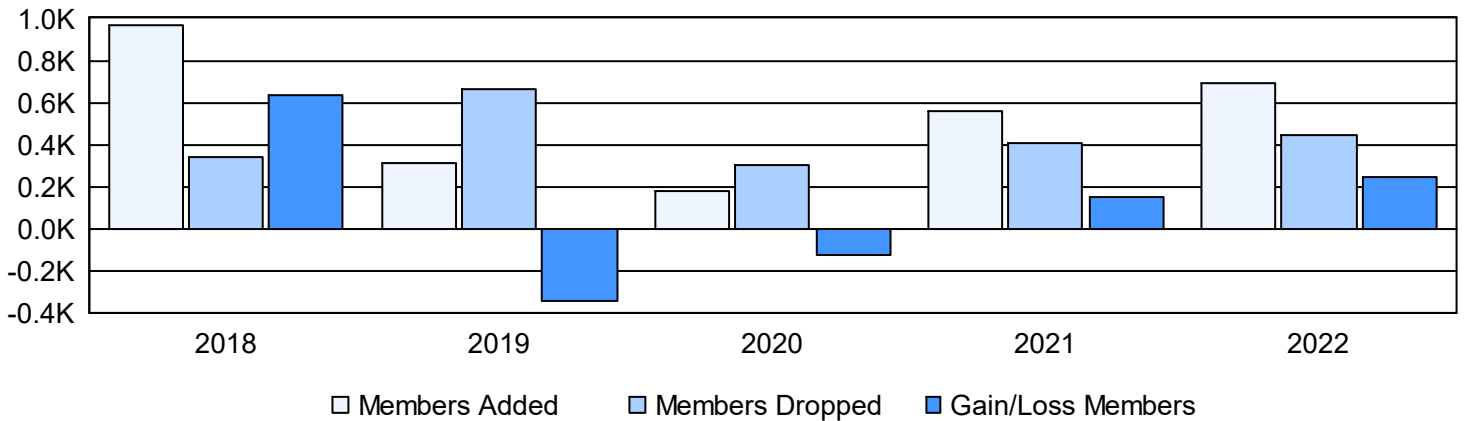


Year	New Clubs	Dropped Clubs	Gain/ Loss Clubs	New Members	Charter Members	Reinstate Members	Transfer Members	Total Member Added	Total Members Dropped	Gain/ Loss Members
2017-2018	10	0	10	635	304	9	18	966	335	631
2018-2019	4	2	2	162	113	30	8	313	662	-349
2019-2020	2	1	1	93	57	13	11	174	298	-124
2020-2021	9	5	4	300	235	10	16	561	410	151
2021-2022	15	1	14	292	375	19	3	689	443	246
Average	8	2	6	296	217	16	11	541	430	111

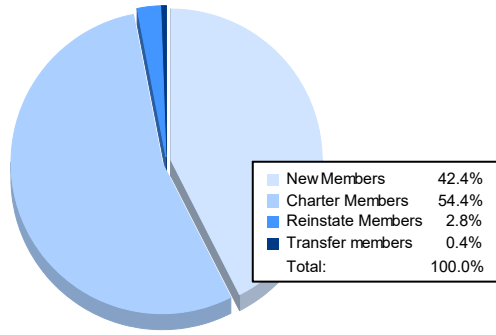
Clubs



Members



Membership Composition June 2022 Cumulative



Gender Composition June 2022 Cumulative

